

AN INTRODUCTION TO ENGRAVING, TACTILE & BRAILLE SIGNAGE ELEVATE YOUR BRAND WITH PRECISION AND STYLE

With our cutting-edge laser and rotary engraving technology, we deliver unmatched precision, speed, and versatility for custom signage and ready-made solutions. Explore endless creative potential, where the only limit is your imagination.

Welcome

WELCOME TO OUR LASER ENGRAVING, TACTILE & BRAILLE CATALOGUE

As the demand for braille and tactile signage grows across industries, this catalogue offers a comprehensive overview of our diverse product range, and the potential on offer.

Our core focus remains on products associated with safety and business-related signage, which are showcased prominently within this brochure, however we also acknowledge the rising demand for custom and branded products. Engraving, tactile and braille manufacturing lends itself perfectly to industrial and safety applications, but it is also proving extremely popular for personalised and non-commercial products which opens an unending range of possibilities.

Our standard range of engraved products is crafted from 2-ply 1.5mm rigid PVC laminate. This heat-resistant and robust material is designed to withstand the toughest environments, providing a cost-effective and practical solution for many industrial applications.

If you can't find the size, shape, or message you need, please contact us for a quote.



CONTENTS

To help locate the sign or product you are looking for use the contents table below to quickly navigate to the relevant section. Remember, if you don't find the exact message, size, or material you require, please ask and we will provide a quote for your exact specification or contact us to request a copy of our main safety signs catalogue with thousands of additional products to choose from.

| | | | |
|---|--------------|--|----------------|
| <i>LASER ENGRAVING</i> | 3 | <i>STOCKED ENGRAVED SIGNS</i> | 10 |
| <i>ROTARY ENGRAVING</i> | 4 | <i>STOCKED BRAILLS & TACTILE SIGNS</i> | 11 - 12 |
| <i>ENGRAVED SIGNS OVERVIEW</i> | 5 - 6 | <i>CUSTOM KEY FOBS & VALVE TAGS</i> | 13 - 14 |
| <i>BRAILLE & TACTILE SIGNS OVERVIEW</i> | 7 - 8 | <i>MATERIALS OVERVIEW</i> | 15 |
| <i>CUSTOM ENGRAVED SIGNS</i> | 9 | <i>CONTACT US</i> | 16 |



The durability, clarity, customisation, regulatory compliance, and ease of maintenance make engraved signs an optimal choice for ensuring safety and efficiency in industrial environments.



Additionally, stylish engraved door signs, nameplates, memorial plaques, and cut-outs can add a touch of style to the home or the workplace. Simply tell us your idea, and we'll produce it for you.

INTRODUCING OUR LS6090 HPC LASER MACHINES

Equipped with two state-of-the-art LS6090 HPC Laser engravers, boasting a spacious 900mm x 600mm bed size each, we offer unrivalled efficiency and productivity without compromising on precision. This versatile machine effortlessly handles an array of materials, including paper, card, fabrics, leather, plastics, rubber, and wood, making it ideal for diverse signage production needs.

PRECISION AT ITS FINEST: ADVANTAGES OF LASER CUTTING

Laser cutting offers unmatched precision, with an average beam diameter of just 0.2mm, ensuring crisp, intricate designs without warping or distortion. Thanks to its single-beam technology, our laser effortlessly navigates sharp angles and intricate details, delivering flawless results every time. Plus, with compatibility across a wide range of file types, bringing your designs to life has never been easier.

CRAFTSMANSHIP MEETS QUALITY: ELEVATE YOUR BRAND

Our engraved signs embody quality, elegance, and enduring appeal, leaving a lasting impression wherever they're displayed. Crafted from premium materials, they're built to withstand the test of time, both indoors and outdoors. With customisable options in colour, size, and finish, our engraved signs seamlessly integrate into any environment, reflecting your unique brand identity.




REACHING GREATER DEPTHS WITH ROTARY ENGRAVING

Whilst laser engraving excels in precision and speed, rotary engraving offers unique benefits that make it indispensable for certain applications.

Our rotary engraving machine works on a wider variety of materials, including metals like brass, aluminium, and stainless steel, which are often challenging for laser engraving. This method achieves greater depth in material cuts, ideal for applications requiring deeper, more pronounced engravings—these deeper finishes enhance durability, making them perfect for industrial uses, particularly in high-contact or abrasive environments.

Rotary engraving also excels in creating three-dimensional and multi-level engravings, making it ideal for braille and tactile signage, with smooth, clear edges on symbols and lettering.





WHY SHOULD YOU CHOOSE TO HAVE YOUR SIGN ENGRAVED

The principal advantage of an engraved nameplate or sign is that the image is actually cut into the surface of the sign's material by laser and the end result is an image or text that is permanent and cannot be defaced. New developments in machinery and materials have enabled companies such as ours to offer a wide selection of products suited to different budgets, environments, and uses, whilst maintaining the highest standards in quality and production speed.

The list for laser engraving applications is almost endless, but some of our more popular options include: Valve tags, name tags, key fobs, door signs, control panel labels, rating plates, logo engraved onto various products, health & safety signs, and industrial labels.

Engraving is the process of removing some material in a pattern so that you get a difference in the surface of the material. This can be to show text, a pattern, a logo, or markings for measurements. 2-Ply or 3-Ply laminates are particularly well suited to creating all kinds of signs. When the top cover layer is removed by the laser beam, the lower contrasting coloured carrier layer appears. That way both colours stand out from each other, and the engraving is clearly visible. Combining multiple laminates on top of each other is also possible for creating special 3D effects and individualising your sign. There are no limits to your design! Our standard 2-Ply material that we use for our signs has a high gloss polish, is lustrous in colour and UV stable, whilst suited to both internal and external applications.

Our engraved signs are a statement of quality, elegance, and lasting impression, helping them (and you) to stand out from the crowd.



ACCESSIBILITY AND INCLUSIVITY WITH BESPOKE BRAILLE & TACTILE SIGNS

We are passionate about creating environments that are welcoming and accessible to everyone, in line with the Equality Act 2010. That's why we're thrilled to showcase our bespoke braille signs, designed to enhance navigation and communication for those who rely on tactile reading.

Our bespoke braille signs offer a personalised touch, tailored to meet your specific needs and branding requirements. Whether you're looking to label rooms, provide directional signage, or showcase important information, our custom braille signs ensure that every message is conveyed clearly and effectively to all individuals.

A successful sign system should minimise anxiety and confusion. It should be easy to understand and people with sight loss should not be placed at a disadvantage. Signs should be clear, concise, and consistent. Our accessible signage consists of raised large print, pictograms and symbols and raised braille dots which means they can be seen and read by everyone.

In 2011, Unified English Braille (UEB) was adopted in the UK replacing Standard English Braille (SEB). All braille used on our signage conforms to UEB standards. We follow the guidelines in the 'Sign Design Guide, a guide to inclusive signage' and 'BS ISO 17049:2013 Accessible design - Application of braille on signage, equipment and appliances'.



ISO 7010 PICTOGRAMS

Rest easy knowing we will engrave / emboss to regulatory standards and compliance requirements, combining visual appeal with legal compliance.



PERSONALISED SOLUTIONS

There is no need to have separate signage requirements. We can work closely with you to create bespoke engraved / embossed / braille signs that align with your unique vision, brand identity, and messaging requirements. From design to production, we prioritise your satisfaction every step of the way.



UNMATCHED DURABILITY

Our engraved / embossed / braille options are designed and manufactured from durable materials and engraved with the highest attention to detail. Our braille dots are sub surface inserted which means there is no risk of them becoming detached which could cause confusion to the reader.



COMPLIANCE AND SAFETY

All our braille signs are manufactured to regulatory standards and compliance requirements. With clear, tactile signage, you can promote a culture of inclusivity and compliance within your organisation.

CUSTOM ENGRAVED SIGNS - CODED SIZES / COLOURS



95MM DIAMETER

Ideal for displaying H&S symbols, room numbers or restroom pictograms.



100 x 75MM

Ideal for signage to highlight hotel room numbers or for machinery placards.



70 x 35MM

Ideal to highlight safe working loads, cabinet IDs, and electrical or HVAC functions of different cables and pipes.

PUMPING STATION OUTLET FLOW
FLOWMETER NUMBER 2
FIT 2933 ISOLATOR

140 x 35MM

A perfect option for door signage, or asset ID plates in either domestic or workplace environments.



300 x 100MM

Ideal for signage requiring multiple lines of text such as company plaques or safety messages.

NEED A DIFFERENT SIZE?

We engrave on a wide variety of materials, available in different sizes, shapes and colours. Contact us today for more information.

EXAMPLE

| | | |
|-------------------------------------|----------------------|--|
| COMPANY NAME | | address line city, postcode |
| CUSTOMER | <input type="text"/> | |
| MACHINE MODEL | <input type="text"/> | |
| MACHINE SERIAL | <input type="text"/> | |
| A.C. VOLTAGE | <input type="text"/> | PHASES <input type="text"/> |
| FREQUENCY (Hz) | <input type="text"/> | K.V.A <input type="text"/> |
| FULL LOAD (Amps) | <input type="text"/> | LARGEST LOAD (Amps) <input type="text"/> |
| SHORT CIRCUIT INTERRUPTION CAPACITY | <input type="text"/> | |

| | TEXT Surface: Aluminium Effect Second Layer: Black | TEXT Surface: Brass Effect Second Layer: Black | TEXT Surface: White Second Layer: Black | TEXT Surface: Yellow Second Layer: Black | TEXT Surface: Black Second Layer: White | TEXT Surface: Red Second Layer: White | TEXT Surface: Blue Second Layer: White | TEXT Surface: Green Second Layer: White |
|-------------|---|---|--|---|--|--|---|--|
| 95MM Dia | - | - | 5 1548 | 5 1553 | 5 1549 | 5 1550 | 5 1551 | 5 1552 |
| 70 x 35MM | 5 1498 | 5 1499 | 5 1573 | 5 1578 | 5 1574 | 5 1575 | 5 1576 | 5 1577 |
| 140 x 35MM | 5 1496 | 5 1497 | 5 1567 | 5 1572 | 5 1568 | 5 1569 | 5 1570 | 5 1571 |
| 100 x 75MM | 5 1597 | 5 1598 | 5 1554 | 5 1559 | 5 1555 | 5 1556 | 5 1557 | 5 1558 |
| 300 x 100MM | 5 1599 | 5 1600 | 5 1560 | 5 1566 | 5 1561 | 5 1562 | 5 1563 | 5 1564 |

STOCKED ENGRAVED SIGNS

Manufactured from an aluminium or brass effect 2-ply PVC laminate to create a cost effective, durable, and professional finish. Available from stock, supplied with a self-adhesive backing for ease of installation.



Aluminium Effect
140 x 35mm
5 9119

Brass Effect
140 x 35mm
5 9118



Aluminium Effect
140 x 35mm
5 9081

Brass Effect
140 x 35mm
5 9080



Aluminium Effect
75 x 300mm
5 9177

Brass Effect
75 x 300mm
5 9166



Aluminium Effect
75 x 300mm
5 9178

Brass Effect
75 x 300mm
5 9167



Aluminium Effect
140 x 35mm
5 9059

Brass Effect
140 x 35mm
5 9058



Aluminium Effect
140 x 35mm
5 9085

Brass Effect
140 x 35mm
5 9084



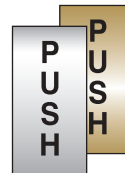
Aluminium Effect
140 x 35mm
5 9061

Brass Effect
140 x 35mm
5 9060




Aluminium Effect
140 x 35mm
5 9089

Brass Effect
140 x 35mm
5 9088



Aluminium Effect
35 x 70mm
5 9071

Brass Effect
35 x 70mm
5 9070



Aluminium Effect
35 x 70mm
5 9073

Brass Effect
35 x 70mm
5 9072



Aluminium Effect
140 x 35mm
5 9079

Brass Effect
140 x 35mm
5 9078



Aluminium Effect
140 x 35mm
5 9065

Brass Effect
140 x 35mm
5 9064



Aluminium Effect
70 x 140mm
5 9067

Brass Effect
140 x 35mm
5 9066



Aluminium Effect
70 x 140mm
5 9069

Brass Effect
140 x 35mm
5 9068

COLOUR VARIANTS AVAILABLE

We can engrave onto a wide range of 2-ply colour combinations. Contact us today if you require signs in specific colours to suit your company branding.



STOCKED BRAILLE SIGNS

Our braille and tactile signs are manufactured to conform with the DDA Act 1995 and the Equality Act 2010. This requires companies to provide all people equal access to public buildings, as well as to anyone providing a service to the public.



450 x 150mm
5 6187



450 x 150mm
5 6185



450 x 150mm
5 6186



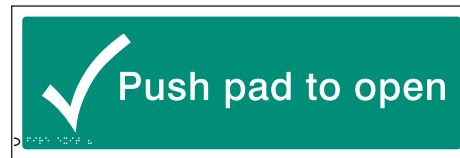
150 x 225mm
5 6180



150 x 225mm
5 6489



450 x 150mm
5 5929



450 x 150mm
5 5930



450 x 150mm
5 6199



300 x 150mm
5 6176



300 x 150mm
5 6319



300 x 150mm
5 6177



150 x 150mm
5 5931



150 x 225mm
5 6178



150 x 225mm
5 6179



300 x 150mm
5 6168



300 x 150mm
5 6171



300 x 150mm
5 6170



150 x 150mm
5 6104

WHY BOTH BRAILLE & TACTILE?

Fewer than 1% of the 2 million visually impaired people in the UK are users of braille. Many people lose their sight as they age and many never learn braille. For these people, reading raised letters on a sign is much easier than learning braille. Therefore, both tactile and braille are key to help the visually impaired to read and understand important sign messages.

STOCKED BRAILLE SIGNS

Organisations must make "reasonable adjustments", one of which is providing large, well defined braille signs for visually impaired people.



225 x 150mm
5 6490



150 x 150mm
5 6109



150 x 150mm
5 6108



150 x 150mm
5 6107



150 x 150mm
5 6110




225 x 150mm
5 6127



150 x 150mm
5 6115



150 x 150mm
5 6106



150 x 150mm
5 6118



150 x 150mm
5 6117




300 x 150mm
5 6149



300 x 150mm
5 6151



150 x 150mm
5 6103



150 x 150mm
5 6114



225 x 150mm
5 6121



225 x 150mm
5 6493



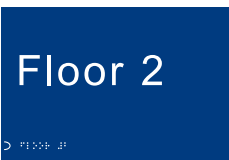
225 x 150mm
5 6494



225 x 150mm
5 6492



225 x 150mm
5 6130



225 x 150mm
5 6131



225 x 150mm
5 6132



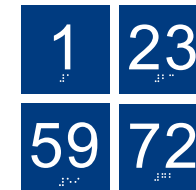
225 x 150mm
5 6491



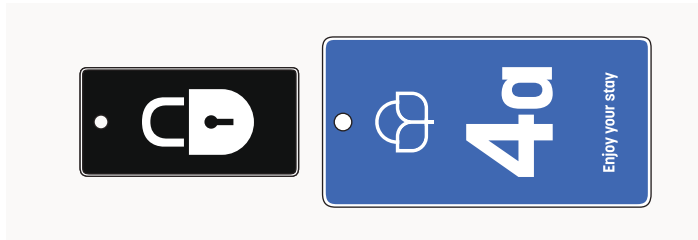
BRAILLE NUMBERS

An ideal solution for HMO, hotels and or residential communities. To order, simply send us the code 5 6136 and the numbers you require.

75 x 75mm
5 6136

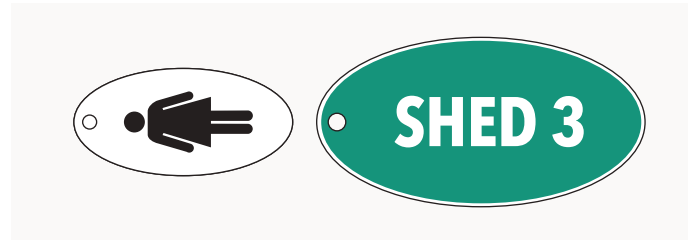


CUSTOM KEY FOBBS & VALVE TAGS – STANDARD CODED SIZES / COLOURS



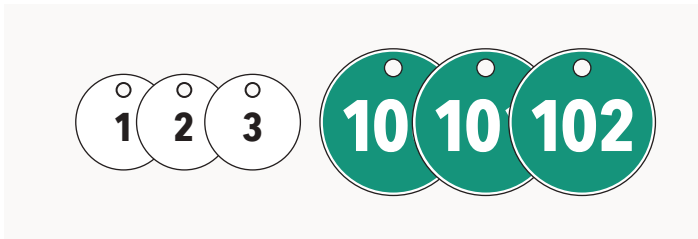
RECTANGULAR KEY FOB

Small enough to fit in your pocket or large enough, not to be taken away in error – ideal for domestic or professional solutions.



OVAL KEY FOB

The oval key fob provides a smooth finish for fitting comfortably in the pocket – pre-drilled for key-ring attachment.



VALVE TAGS - NUMBERED

Each pack includes fifty sequential numbers – please specify your required range of numbers (eg 1-50) when ordering



VALVE TAGS - PREFIX & NUMBER

Each pack includes fifty sequential numbers with prefix letters – specify your required range of numbers and prefix (eg AIR 51- 100).

| | <div style="background-color: white; border: 1px solid black; padding: 2px;">TEXT</div> Surface: White Second Layer: Black | <div style="background-color: yellow; border: 1px solid black; padding: 2px;">TEXT</div> Surface: Yellow Second Layer: Black | <div style="background-color: black; border: 1px solid black; padding: 2px;">TEXT</div> Surface: Black Second Layer: White | <div style="background-color: red; border: 1px solid black; padding: 2px;">TEXT</div> Surface: Red Second Layer: White | <div style="background-color: blue; border: 1px solid black; padding: 2px;">TEXT</div> Surface: Blue Second Layer: White | <div style="background-color: green; border: 1px solid black; padding: 2px;">TEXT</div> Surface: Green Second Layer: White |
|----------------------------------|---|---|---|---|---|---|
| 50 x 100MM RECTANGULAR KEY FOB | 5 1536 | 5 1541 | 5 1537 | 5 1538 | 5 1539 | 5 1540 |
| 78 x 150MM RECTANGULAR KEY FOB | 5 1542 | 5 1547 | 5 1543 | 5 1544 | 5 1545 | 5 1546 |
| 50 x 100MM OVAL KEY FOB | 5 1524 | 5 1529 | 5 1525 | 5 1526 | 5 1527 | 5 1528 |
| 78 x 150MM OVAL KEY FOB | 5 1530 | 5 1535 | 5 1531 | 5 1532 | 5 1533 | 5 1534 |
| 25MM VALVE TAG - NUMBERED | 5 1500 | 5 1505 | 5 1501 | 5 1502 | 5 1503 | 5 1504 |
| 25MM VALVE TAG - PREFIX & NUMBER | 5 1506 | 5 1511 | 5 1507 | 5 1508 | 5 1509 | 5 1510 |
| 38MM VALVE TAG - NUMBERED | 5 1512 | 5 1517 | 5 1513 | 5 1514 | 5 1515 | 5 1516 |
| 38MM VALVE TAG - PREFIX & NUMBER | 5 1518 | 5 1523 | 5 1519 | 5 1520 | 5 1521 | 5 1522 |

BALL CHAIN & CONNECTOR



Can be used to make key chains for attaching tags / fobs to equipment / keys.



100mm Length
Pack of 50
5 5161

25MM STEEL SPLIT RING



Single, individual 25mm Nickel plated steel split ring for use with tags and key rings


Nickel Plated Steel
25mm Diameter
5 5160



Engraved tags and fobs are supplied pre-drilled for easy attachment to key rings and chains. Manufactured from a 2-ply, rigid 1.5mm PVC, they are durable and provide a permanent and effective message. Simply choose the code that matches the size and colours for the product you require then let us know what design you would like engraved into it.


POPULAR MATERIALS

Below is an example of just some of the material choices / colours which are available to you. We can engrave on many other material types, providing you with endless opportunities for signage. Please contact our sales team and we will be happy to quote in the material of your choice.



2-PLY PLASTIC

Our 2-ply plastic is durable, easy to install and scratch resistant. 2-ply means that the top layer is removed during laser engraving to reveal the sub-layer colour which contrasts with the surface colour. Our 2-ply material can be engraved, printed on and cut to any shape.



ACRYLIC

High quality cast acrylic (non-shatter) which has a good resistance to weather, discolouring and most chemicals. Our acrylic can be subsurface printed, engraved and cut to any shape.

ARTWORK / DESIGN


Please ensure all images / logos you send are high resolution. All text should be outlined to ensure the highest quality finish. Having artwork ready prior to ordering will ensure quick turnaround.


DELIVERY

Custom orders will usually be despatched the same working day with delivery the following working day, however, the despatch of custom orders will depend on the complexity and quantity of customs signs. Our dedicated sales team will provide an estimated delivery date.

CONTACT US

Our expert team is here to help so if you require any sales support, pricing quotes, technical information or guidance please don't hesitate to contact us.





AN INTRODUCTION TO ENGRAVING, TACTILE & BRAILLE SIGNAGE ELEVATE YOUR BRAND WITH PRECISION AND STYLE

With our cutting-edge laser and rotary engraving technology, we deliver unmatched precision, speed, and versatility for custom signage and ready-made solutions. Explore endless creative potential, where the only limit is your imagination.